


 GCPR is a flagship product!

Global Compensation Planning (GCPR)

Salary increase planning made easy.

Everything you need to know about salary increase budgets, economic indicators, promotional increases and more.

 Online subscribers receive multiple updates per year.

This is the perfect partner to:
Global Pay Summary!

 **Included in a TAAP+ subscription!**

This product can help you...

- Monitor the latest salary increase and economic data with regular updates throughout the year.
- Make salary budget planning decisions across multiple markets with just a few clicks.

TAAP+ bonus

TAAP+ subscribers have exclusive access to our **salary increase projections calculator!**

What's included?

- Historical trends
- Economic indicators
- Salary practices
- Salary increase budgets
- Promotional salary increases

What's new in 2024?

Receive an extra update in 2024! GCPR will publish in January, March, June, September and December in 2024 only.

[Buy Now](#)

[Demo Video](#)

[Industry Demo Video](#)

[Region Sample](#)

[Single Market Sample](#)

Global Compensation Planning (GCPR)

GCPR online includes Excel and PDF downloads, and access to historic data in an interactive graph.

| Data topic | Jan 2024 | Mar 2024 | Jun 2024 | Sep 2024 | December 2024 |
|-------------------------|----------|----------|----------|----------|---------------|
| Historical trends | ✓ | ✓ | ✓ | ✓ | ✓ |
| Economic indicators | | Apr | | Oct | |
| Salary practices | | | | ✓ | |
| Salary increase budgets | ✓ | ✓ | ✓ | ✓ | ✓ |
| Promotional increases | ✓ | | | | ✓ |

Note: Quarterly updates are based on market availability; industry data are not available for all markets.

Global online industry includes all of the above and more!

All available market-level data included in the global online option.



Online access to industry-specific salary increase budget data for select industries.



Excel download with all available market-level and industry-specific salary increase budget data.

- Consumer goods
- Energy
- Technology
- Life sciences
- Manufacturing

- Banking/financial services
- Chemicals
- Consumer goods
- Energy
- Insurance/reinsurance
- Life sciences
- Logistics

- Manufacturing
- Mining & metals
- Nonmanufacturing
- Retail & wholesale
- Services nonfinancial
- Technology
- Transportation equipment

Take a closer look...

Global online



Single market PDF

Economic indicators

1 EUR = 1.06 USD
 1 USD = 0.95 EUR
 1 EUR = 1.00 EUR

| | Gross domestic product change | Inflation rate | Unemployment rate |
|----------------|-------------------------------|----------------|-------------------|
| 2021 Actual | 1.4% | 2.5% | 3.7% |
| 2022 Estimated | 1.4% | 2.5% | 3.7% |
| 2023 Forecast | 1.4% | 2.5% | 3.7% |

Note: Unemployment estimates and projections that are based on the World Employment and Social Outlook Trends are subject to a considerable degree of uncertainty due to COVID-19. Country data published after the date of the publication of these estimates could differ. [Click here](#) for more information on inflation.

Region Excel

Global Compensation Planning (GCP) Month | Sample

Economic Indicators

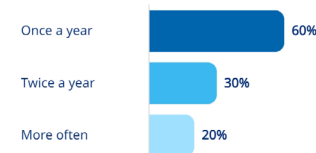
| Region | Sub region | Market | Year | GDP change | GDP data status |
|----------|--------------|----------|------|------------|-----------------|
| Region 1 | Sub Region 1 | Market 1 | 2021 | 10.2% | Estimated |
| Region 1 | Sub Region 1 | Market 1 | 2022 | 4.0% | Estimated |
| Region 2 | Sub Region 2 | Market 1 | 2021 | 10.2% | Estimated |
| Region 2 | Sub Region 2 | Market 1 | 2022 | 4.0% | Estimated |
| Region 2 | Sub Region 2 | Market 1 | 2023 | 3.0% | Forecast |
| Region 2 | Sub Region 2 | Market 2 | 2021 | 10.2% | Actual |
| Region 2 | Sub Region 2 | Market 2 | 2022 | 4.0% | Actual |
| Region 2 | Sub Region 2 | Market 2 | 2023 | 3.0% | Actual |
| Region 3 | Sub Region 3 | Market 1 | 2021 | 10.2% | Estimated |
| Region 3 | Sub Region 3 | Market 1 | 2022 | 4.0% | Estimated |

Economic indicators | Salary increases | Promotional practices | Exchange rates

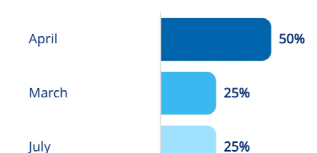
Salary practices

1 EUR = 1.06 USD
 1 USD = 0.95 EUR
 1 EUR = 1.00 EUR

Salary increase frequency



Most common salary increase effective month



Global Compensation Planning (GCPR)

2024 Releases: January 10, March 13, June 12, September 4, December 11

Online pricing

Get access for up to 15 users from as little as \$34 per user per month!*

| | USD | EUR |
|---|-------|-------|
| Global online Up to 15 users | 6,000 | 5,900 |
| Global online Up to 5 users | 3,700 | 3,600 |
| Global online industry Up to 15 users | 6,500 | 6,400 |
| Global online industry Up to 5 users | 4,200 | 4,100 |
| Add single user | 1,000 | 975 |

Excel and PDF pricing

| | USD | EUR |
|-------------------|-------|-------|
| Region Excel | 2,000 | 1,950 |
| Single market PDF | 1,000 | 975 |

Pricing note

Global online includes two options: Access for up to 15 users or access for up to 5 users ; additional users may be added for a fee (add single user). Industries included in global online industry: Consumer Goods, Energy, Technology, Life Sciences and Manufacturing. Regions available: Americas; Asia Pacific; Europe; and Middle East & Africa. Selection of single market PDFs available in the [Mercer Shop](#); additional markets available on request.

The base price is USD; EUR prices may differ in the [Mercer Shop](#) due to currency changes. Price is determined at the time of purchase for all Mercer Shop orders.

Global online orders sold via the [Mercer Shop](#) automatically renew every 12 months. Renewals will be invoiced on or around the renewal date each year. If you wish to cancel your auto renewal, notify us at least 30 days prior to your expiry date.

*Amount per user per month is for illustration purposes only. Global online options are invoiced annually at the listed prices and include up to 15 users or up to 5 users. They are not available at a cost per user per month rate.



Online version can be viewed in English, French, German, Italian, Portuguese and Spanish!



Bundle and save!

Looking for more than one TAAP data product? Visit the Mercer Shop to save.

[Up to 5 users](#)

[Up to 15 users](#)

Market coverage

A global online subscription includes 12 months' access to market-specific data for all available markets. Global online includes Excel and PDF downloads. Region Excel reports include access to market-specific data for all available markets within the selected region.

Quarterly updates are based on market availability; industry data are not available for all markets.

Note: Due to market volatility, single market PDFs are not available for Argentina and Turkiye. GCPR Online subscribers have access to local spot survey reports for these markets.